


**OCEANA COUNTY 4-H MARKET LIVESTOCK  
EDUCATIONAL NOTEBOOK/RECORD**



**LITTLE BUDDY HOG PROJECT- 2020**

**AGES 5 – 7 YEARS**

As a member of the 4-H Market Livestock Little Buddy Hog Project, you are required to submit your records as part of an educational notebook project in order to show your animal at the Oceana County Fair. This notebook must be shown to the Oceana County 4-H Market Livestock Committee's Weighmaster at the time of weigh-in and then entered by you in the Educational Notebook Division of the Oceana County Fair on Entry day.

**AGE \_\_\_\_\_**

**Remember:** The age you enter depends on how old you are on or will be on January 1, 2020.

**NUMBER OF YEARS IN PROJECT \_\_\_\_\_**

Use this sheet as the first page of your project record book. Fill it out completely.

**Please print or type neatly.**

NAME \_\_\_\_\_

GRADE \_\_\_\_\_ BREED \_\_\_\_\_

DATE OF BIRTH \_\_\_\_\_  
Month Day Year

4-H CLUB \_\_\_\_\_

NAME OF BIG BUDDY \_\_\_\_\_

## JUDGE'S SCORE/COMMENT SHEET

**(PLEASE DO NOT: REMOVE, PLACE THIS SHEET IN SHEET PROTECTOR, OR GLUE TO COVER). This sheet must be kept free for the judge to write their comments.**

This sheet should help each 4-H'er understand their ribbon placing.

### A. **Specific educational value or worth**

- ☐ All questions were answered completely
- ☐ All calculations were correct
- ☐ Calculations were incorrect
- ☐ Questions were not completely answered
- ☐ Questions were not answered (missed questions)

### B. **Notebook contains all project records**

- ☐ Notebook contained all project records and were fully completed
- ☐ Notebook contained additional project related information (research materials etc.)
- ☐ Project records were incomplete
- ☐ There was no additional project related information

### C. **Accuracy, neatness and general appearance**

- ☐ Notebook was neat in appearance (typed/hand printed)
- ☐ Notebook pages were clean and stain free
- ☐ Notebook pages were in order and complete
- ☐ Notebook pages were out of order and missing pages
- ☐ Notebook was difficult to read and messy
- ☐ Notebook had wrinkled and stained pages

Other Comments: \_\_\_\_\_

---

---

# **LITTLE BUDDY HOG NOTEBOOK**

## **TABLE OF CONTENTS**

*Please keep your notebook in Table of Contents order.*

- 1) GENERAL GUIDELINE INFORMATION
- 2) ABOUT YOUR PIG
- 3) JOURNAL OF CARE
- 4) PROJECT INFORMATION & MARKETING
- 5) SPECIFIC PROJECT KNOWLEDGE
  - a) Parts of a Pig
  - b) Swine Multiple Choice Questions
  - c) Swine Fitting & Showing- True or False
- 6) YOUR PROJECT
  - a) Your Year
  - b) What Does Not Belong
  - c) Good & Bad Character
  - d) What Your Hog Needs
- 7) 4-H KNOWLEDGE
- 8) PICTURES OF YOUR PROJECT (1 page)

### **APPENDIXES (OPTIONAL):**

- A. PICTURES OF YOUR PROJECT (additional pictures)
- B. FEED INFORMATION (example: feed labels etc.)
- C. ADDITIONAL INFORMATION ABOUT YOUR PROJECT
  - a. Information you found in reference materials
  - b. Information you located off the internet
  - c. Information from your feed store representative
  - d. Any other information

This record book is part of your 4-H Market Hog Project. By keeping records up-to-date you will be able to see how much progress you make as you set goals and work to accomplish them. Write neatly and clearly. Feel free to add extra pages.

### ***FAIR ENTRY RULES***

If you are between the ages of 5 and 7 years old and elect to participate with your 4-H number at the Oceana County Fair you will be awarded a participation ribbon for your efforts.

In order to compete for an “A”, “B” or “C” you will have to enter you record book in the “Open Educational Notebook Class” with a Y “youth” number provided by the Oceana Agricultural Society.

If you have questions, please contact your leader or the MSU Extension Office as fair approaches.

### ***PROJECT PICTURES***

Pictures are a required part of this notebook. Taking pictures of your project animal throughout the project will indicate how your animal has grown and developed. Add pictures to your notebook on a separate piece of paper.

### ***SCORING CRITERIA***

The following breakdown will be used during the judging process of all market livestock notebooks.

A. Specific educational value or worth	30%
B. Creative way of showing what has been learned	10%
C. Notebook contains all project records	50%
D. Accuracy, neatness and general appearance	10%

The Oceana County 4-H Market Livestock Committee encourages 4-H leader and parent assistance with your project and project notebook. If you should have any questions, please contact the MSU Extension Office.

**IF a parent or leader helped you in filling out your notebook** please have them sign below that the answers are YOUR answers and that they assisted you in the writing of the answers and understanding of the questions only.

---

Signature of person helping with notebook  
**If needed**

---

Signature of 4-H Member

**ABOUT YOUR PIG**

My Pig's Name is: \_\_\_\_\_

My Pig's breed is: \_\_\_\_\_

What color is your Pig? \_\_\_\_\_

My Pig's favorite things to do is: \_\_\_\_\_


\_\_\_\_\_

**My Pigs is a** (circle one):

**Barrow** (boy pig)

**Gilt** (girl pig)

**COLOR THIS PIG TO LOOK LIKE YOURS**



**ANIMAL CARE AND MANAGEMENT- JOURNAL OF CARE**

Your project requires regular care and management. It is assumed that you helped walk & feed your animal but what additional things have you done?

Include the following:

- ✓ Feeding and watering practices
- ✓ Grooming (clipping, toenail trimming, washing, etc.)
- ✓ Health practices and medicines (vaccinations, etc.)
- ✓ General Management (cleaning living area, feed pans, etc.)

<b>Daily- Things done once or twice a day</b>
<b>Weekly- Things done once or twice a week</b>
<b>Monthly- Things done once a month</b>
<b>Yearly- Things done one time or occasionally throughout the year</b>

*My little buddy helped me with the care and training of our project animal.*

Signature of Big Buddy: \_\_\_\_\_ Date: \_\_\_\_\_

## PROJECT INFORMATION

The start of the project will be the date the 4-Her placed the animal on feed, not any later than May 10th of the current year. The end of the project will be weigh-in day at the Fair.

Project Start Date \_\_\_\_\_ Project End Date \_\_\_\_\_

What month was your pig born? \_\_\_\_\_

Please complete the following chart about your project. Have your big buddy help you.

Ear Tag Number	Breed	Gender	Date of Purchase	Price or Value	Estimated Starting Weight	Ending Weight	Total Pounds Gained















**Note: Total pounds gained = ending weight – starting weight**

## MARKETING


One of the most important parts of any market animal project is marketing. This may include writing letters and talking to prospective buyers. Color in the face, a smiling face is a good action, a frowning face is a bad action. (see the example)

### Good Marketing Practice

### Poor Marketing Practice

	Send a picture to your potential buyers	
	Send a reminder to attend the auction	
	Let an adult talk to the buyer instead of you talking to them	
	Know what kind of feed you used if asked	
	Only go to grocery stores or the banks	
	Make sure to visit your previous buyers	
	Only thank those who agree to be listed as a potential buyer	

## Parts of a pig



**Color the parts of the pig:**

**BACK- PURPLE**

**HOCK- PURPLE**

**RUMP- GREEN**

**BELLY-YELLOW**

**LOIN- BLUE**

**SHOULDER- ORANGE**

**FACE-GREEN**

**NECK-BLUE**

**SNOUT- RED**

**HAM- PINK**

**RIBS- BROWN**

**TAIL- YELLOW**



**Swine Multiple Choice Questions- (circle the correct answer)**

1. Pigs are?
  - a. As smart as dogs and can even be taught tricks
  - b. Curious and like to keep busy. Some farmers even entertain their pigs with beach balls and old tires.
  - c. Cleaner than most farm animals. They roll in the mud to cool off because they have no sweat glands.
  - d. All of the above
2. A baby pig is known as a?
  - a. Colt
  - b. Piglet
  - c. Calf
3. Pigs have how many stomachs?
  - a. One
  - b. Two
  - c. Four
4. When you show your pig you should?
  - a. Keep the pig between yourself and the judge
  - b. Keep your pig 15-20 feet from the judge when driving
  - c. Stay close to your animal and drive it by tapping lightly
  - d. All of the above
5. The most important part of your pig's diet is?
  - a. Straw
  - b. Water
  - c. Corn
6. What is meat from hogs called?
  - a. Pork
  - b. Beef
  - c. Mutton

**Swine Fitting & Showing**

(True or False, Circle T for True or F for False)

- |  |   |   |
|--|---|---|
| 1. You should always keep your pig between yourself and the judge?   | T | F |
| 2. You should rest your pig 6 to 12 hours after arriving at the Fair?  | T | F |
| 3. You should not feed your pig the morning of showing?  | T | F |
| 4. You should drive your animal by tapping lightly on the side or along its neck with your showstick?  | T | F |
| 5. It is okay to tap your pig on the back or the rump during showing?  | T | F |
| 6. As a cloverbud you must have an adult or older youth in the ring with you when working with your animal?  | T | F |
| 7. It is okay to disagree with the judge since no two people see things exactly alike, but keep your disagreement to yourself and say thank you?   | T | F |
| 8. You should always congratulate the winner?  | T | F |
| 9. You should use the hook end of your cane to guide your pig?   | T | F |
| 10. It is best to keep your pig in a large group or bunch when showing?  | T | F |
| 11. It does not matter where you place as long as you did your very best, had fun and learned something, you should be very proud of yourself.   | T | F |
| 12. It is okay to wear athletic shoes when showing your swine?   | T | F |
| 13. Do not walk behind the pig and look like you are following it?   | T | F |
| 14. Be ready to answer questions about your project. The judge may ask any number of questions about your animal and the swine industry to find out what you have learned from your 4-H swine project. | T | F |



## **YOUR PROJECT**

**Please answer the following questions to be the best of your ability.**

1. What did you have the most fun doing with your project?

---

---

---

---

2. What was the hardest part of your project?

---

---

---

---

3. Will you do a swine project again? Why or why not?

---

---

---

---

### What Does Not Belong?

In each statement one word does not belong, X (cross) out that word.











- Swine have: beaks, snouts, eyes, ears
- Swine eat: vegetables, water, glue, pellets
- The people who help me take care of and learn about my swine are:  
my parents, the veterinarian, the mailman, my club leader
- Swine breeds: Hereford, Duroc, Berkshire, Suffolk

### Identify Good & Bad Character Actions

Color in the face, a smiling face is a good action, a frowning face is a bad action. (see the example)

#### **RAISING and SHOWING an ANIMAL with CHARACTER**

#### **RAISING and SHOWING an ANIMAL without CHARACTER**

	Feed Animals on Time	
	Complain about the judge	
	Clean pens daily	
	Thank the judge for their time	
	Congratulate whoever places first	
	Ask for help	
	Leave animals outside without shelter	
	Help wherever you may be needed, some tasks are not fun but need done	
	Complete your record book honestly	
	Insult competitors	

**WHAT DOES YOUR HOG NEED?**

(have an adult help you read the following & then circle those that your hog needs below)

All living creatures have certain needs in order to live such as; food, *water* and shelter which the *farmer*, and you, help to provide. Your swine needs you to supply it with the proper nutrients on a regular schedule to allow it to grow fast, and efficiently in a short time. Feedstuff usually includes; *corn*, soybean oil meal, vitamins & minerals. *Water* is the most important nutrient of them all. Your hog also needs housing and a pen. *Housing* should not allow water to run into it and should allow hogs shade during sunny days and warmth during cold periods. If your hog is not fed correctly and does not have proper shelter it may become sick. If this were to happen you may have to call a *veterinarian* to help it get well.



CAKE




VETERINARIAN



BOOK



WATER



SHELTER



CAR



FARMER



PELLETS

**4-H KNOWLEDGE**

**The 4-H Pledge-** Draw a line to the picture that fills in the blank (see the example)

*I pledge...*

My \_\_\_\_\_ to clearer thinking,

My \_\_\_\_\_ to greater loyalty,

My \_\_\_\_\_ to larger service, and

My \_\_\_\_\_ to better living,

for my \_\_\_\_\_,

my \_\_\_\_\_

my \_\_\_\_\_,

and my \_\_\_\_\_.



HANDS



HEALTH



HEAD



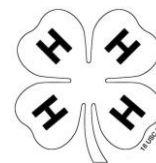
HEART



WORLD



COUNTRY



CLUB



COMMUNITY

## **YOUR PROJECT PICTURES**

Please use this page for your project pictures and to tell anything special, that you might want the judge to know, about you and your project animal.